






















SHIPPING RATES & BUNKERS (9:30 am ET)					Tuesday, June 21, 2022
Spot TCE earnings for vessels using compliant fuel (no scrubbers)					DEVELOPMENTS
DIRTY TANKER (KT - \$/day)	Voyage	Spot TCE earnings	2022 avg. rate	10 day trend	
VLCC, 270	AG-FE	-15,400	-4,800		
Suezmax, 130	WAF-UKC	11,200	7,100		
Aframax, 70	CAR-USG	15,200	16,400		
Panamax, 50	CAR-USG	12,100	19,900		
CLEAN TANKER (KT - \$/day)	Voyage	Spot TCE earnings	2022 avg. rate	10 day trend	Qatar Expands LNG Capacity To Become Europe's Emergency Gas Supplier. Qatar signed massive deals with TotalEnergies and Eni for the expansion of the world's biggest LNG project. OilPrc.com June 21, 2022
MR, 37	UKC-USAC	35,900	15,800		
MR, 38	USG-UKC	20,200	12,300		
LR1, 55	AG-FE	57,500	18,700		
LR2, 75	AG-FE	60,000	22,000		
TIME CHARTER (KDWIT)	1yr eco vessel rate (\$/day)	Yearly trend	Newbuild price (\$M)	Secondhand 5yr old price (\$M)	
VLCC , 200+	21,750		118.0	75.0	
Suezmax, 130-200	27,500		75.0	51.0	
Aframax, 80-130	26,000		65.0	50.0	
LR2, 80-130	27,500		68.0	52.0	
LR1, 60-80	22,000		50.0	37.0	
MR, 42-60	21,000		43.0	33.0	
Handymax. 30-42	17,000		39.0	27.0	
US FLAG (KT - \$/day)	Voyage	Weekly spot rate	2022 avg. rate	10 week trend	
Handy, 38	USG-USAC	68,594	63,495		
LNG (\$/day) as of 17-June-2022	Weekly spot rate	Sentiment	Current month rate	2022 avg. rate	
160M3 Tri-fuel diesel electric (West)	90,000	Decreasing	95,000	52,208	
138-150M3 Steam turbine (West)	65,000	Decreasing	68,333	34,583	
160M3 Tri-fuel diesel electric (East)	80,000	Decreasing	80,000	50,458	
138-150M3 Steam turbine (East)	55,000	Decreasing	56,667	32,958	
LNG Spot Index Assessment - Baltic	Spot rate (\$/day)	Last Price	Δ Prior assessment day close		
BLNG1g (Gladstone / Tokyo RV)	61,854	65,566	↓ -3,712		
BLNG2g (Sabine / UK Cont RV)	60,274	63,897	↓ -3,623		
BLNG3g (Sabine / Tokyo RV)	62,574	65,742	↓ -3,168		
LNG Spot Index Assessment - Spark	Spot rate (\$/day)	Last Price	Δ Prior assessment day close		
Spark25S (NWS / Tianjin)	67,750	71,000	↓ -3,250		
Spark30S (Sabine Pass / Gate)	66,500	71,000	↓ -4,500		
LPG (KT)	Spot rate (\$/mt)	Spot TCE rate (\$/day)			
VLGC, 44 (AG-Japan)	73.23	31,078			
BUNKERS (\$/mt)	VLSFO	10 day trend	HSFO	MGO	
US Gulf	932.5		717.5	1366.5	
Rotterdam	908.5		594.0	1343.0	
Singapore	1041.0		607.5	1343.5	
COMMODITIES, (8:30 am CT)					
CRUDE	Source	Unit	Last price	Δ Prior day close	
Brent	ICE	\$/bbl	115.37	↑ 1.24	
WTI	NYMEX	\$/bbl	111.55	↑ 1.99	
PRODUCTS	Source	Unit	Last price	Δ Prior day close	
RBOB Gasoline	NYMEX	¢/gal	389.72	↑ 10.42	
Heating Oil	NYMEX	¢/gal	452.74	↑ 18.76	
NATURAL GAS	Source	Unit	Last price	Δ Prior day close	
US Henry Hub	NYMEX	\$/MMBtu	6.82	↓ -0.13	
UK National Balancing Point	ICE	\$/MMBtu	25.28	↑ 0.78	
NATURAL GAS LIQUIDS		Last Price (¢/gal)	Last Price (\$/mt)	Δ Prior day close (¢/gal)	
US Mont Belvieu Propane (Spot)	NYMEX	120.98	630.30	↓ -5.00	
PRICE SPREADS (\$/bbl)		Last price		Δ Prior day close	
ICE RBOB Gasoline/Brent Crack Spread	ICE	45.66		↑ 1.59	
NEW YORK LONDON HOUSTON PERTH ATHENS SINGAPORE GUANGZHOU					
© 2022 Poten & Partners					

UPCOMING WEBINARS & EVENTS				
M A R K E T S	Webinar June 22: LNG Supply Shocks in a Stressed Market. Join Poten's LNG webinar series on June 22 as we put together the big picture and discuss the latest dynamics at an unprecedented time in LNG.			
	Topics to be addressed include:			
	• What will the impact of the Freeport outage be on the global market?			
	• The timing of Asia's return to the market and the impact on pricing and supply availability			
	• Where will Europe source supply when Asia returns to the market?			
M A R K E T S	• Where will the new FSRUs source supply?			
	• Update on progress of contracting for Qatar and US projects			
	July 5-7: Asia Pacific LNG & Gas Summit - Singapore			
	September 5-8: GasTech 2022 - Milan, Italy			

MARKETS, (8:30 am CT)				
EQUITIES	Region/Country	Last value	Δ Prior day close	
S&P 500	United States	3,775.63	↓ -71.41	M A R K E T S
FTSE 100	United Kingdom	7,154.87	↑ 33.06	
DAX	Germany	13,314.71	↑ 49.11	
SH Composite	China	3,306.72	↓ -8.71	
CURRENCIES	Region/Country	Last value	Δ Prior day close	T E S
£/\$	United Kingdom	1.23	↑ 0.00	
€/€	European Union	1.06	↑ 0.00	
\$/JPY ¥	Japan	136.18	↑ 1.10	
\$/CNY ¥	China	6.69	↓ 0.00	